



T.RowePrice



2024 Global Market Outlook

Tectonic shifts create
new opportunities



Arif Husain, CFA®
*Head of International
Fixed Income and Chief
Investment Officer*



Sébastien Page, CFA®
*Head of Global Multi-Asset
and Chief Investment Officer*



Justin Thomson
*Head of International Equity
and Chief Investment Officer*



Navigating macroeconomic fog | page 3

Key global economies—the U.S. economy in particular—have demonstrated surprising resilience to higher interest rates. But headwinds are likely to mount in 2024.



Rethinking fixed income | page 6

We think the Fed will be slower to cut rates in 2024 than markets seem to expect. High yield and shorter-term investment-grade corporate bonds could offer opportunities.



Broadening equity horizons | page 9

Equity investors will need to cast wider nets in 2024. We see opportunities in Japan, emerging markets, health care, and artificial intelligence.



Tactical allocation views | page 13

Our views are informed by a subjective assessment of the relative attractiveness of asset classes and subclasses over a 6- to 18-month horizon.

Introduction: A world transformed

The economic distortions of the past few years have produced tectonic shifts in the global investment landscape. The massive fiscal stimulus and near-zero interest rates seen during the pandemic have given way to tighter monetary policies and sharply higher bond yields.

While the U.S. Federal Reserve and other major central banks have made progress against inflation and policy rates appear close to their peaks (Figure 1), our analysis is that the Fed is likely to hold rates steady in 2024.

Monetary policy effects typically are felt with a lag, so global economic growth remains at risk. The eurozone already is in recession, and China's post-pandemic recovery has been disappointing. However, the U.S. economic outlook is more encouraging, as corporations and consumers both have proven less sensitive to higher rates compared with

other major global economies. Fiscal stimulus has added further support.

Bond volatility moves to the long end

Uncertainty is likely to keep fixed income volatility high in 2024. But if major central banks remain on hold, volatility is likely to move to the long end of the yield curve, as opposed to the sharp moves seen at the short end as central banks tightened. Surging U.S. Treasury issuance also could keep upward pressure on longer-term yields.

Attractive yields should support below investment-grade (IG) corporates, with improved credit quality helping keep defaults relatively low. Shorter-term IG corporates also appear to offer opportunities. Careful attention to issuer fundamentals will be critical.

Looking beyond the tech giants

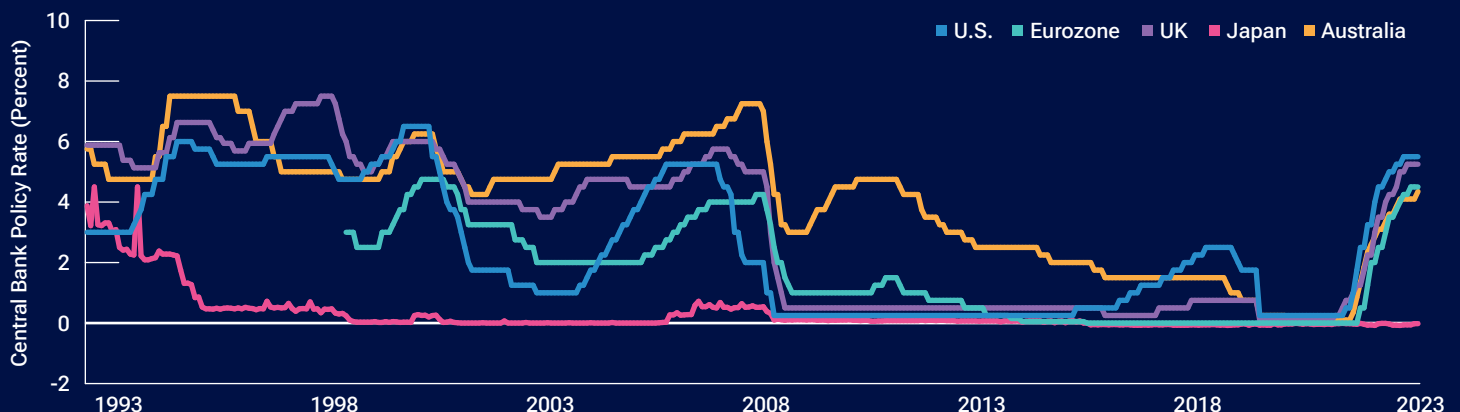
The global equity rebound in 2023 was dominated by a handful of mega-cap U.S. technology stocks. But positive fundamentals in some regional markets and innovations in other key sectors should help expand the opportunity set in 2024.

Health care innovation is one area that could offer opportunities, as could the energy sector, thanks to capital investment in both traditional and renewable energy sources. Commodity-related sectors appear to have bottomed and could be attractive hedges if inflation proves stickier than expected.

Emerging market (EM) equities are attractively valued relative to developed markets. We see selective opportunities in China, despite sluggish economic growth. Within the developed markets, structural and cyclical factors should be supportive for Japanese equities.

Short-term interest rates appear close to cyclical peaks

(Fig. 1) Central bank policy rates.*



As of November 30, 2023.

*U.S. = federal funds rate upper limit; eurozone = European Central Bank main refinancing rate; UK = Bank of England official bank rate; Japan = Bank of Japan overnight call rate; Australia = official cash rate, end of period.

Sources: Haver Analytics/Federal Reserve Board, European Central Bank, Bank of England, Bank of Japan, Reserve Bank of Australia. T. Rowe Price calculations using data from FactSet Research Systems Inc. All rights reserved.

Navigating macroeconomic fog



The COVID pandemic and the subsequent recovery continue to distort the economic data, forcing economists who rely on traditional recession signals to continually revise their assumptions. As a result, the most anticipated global recession in history has become the most delayed recession in history.

To be sure, there are reasons for caution regarding the global economic outlook. Europe looks likely to endure stagnant growth in early 2024 before recovering in the second half. In Asia, China's economic outlook remains gloomy, with few signs of improvement in the country's property market. Commercial real estate sectors remain fragile in several other countries as well.

Meanwhile, the U.S., Japan, and Europe are at different stages in the balance between growth and inflation, meaning the Fed, the European Central Bank, and the Bank of Japan (BoJ) are likely to pursue increasingly asynchronous monetary policies in 2024, adding to the potential for increased market volatility.

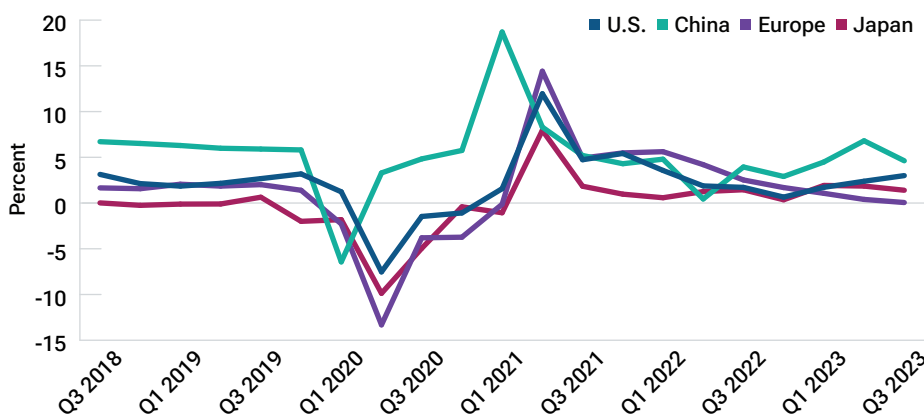
Geopolitical uncertainty also could bring further volatility, particularly if conflicts in the Middle East and Ukraine cause a resurgence in energy prices. Recent election victories for far-right populist candidates in Argentina and the Netherlands raise the question of whether further wins for populist parties could occur elsewhere, especially in the U.S., where the November 2024 election will be the most consequential currently known political event of the year.

As of late November 2023, most global economies were showing surprising resilience to higher rates (Figure 2), and the U.S. economy was performing better than expected. The unprecedented levels of cash generated by pandemic support and other fiscal stimulus measures have been a key support for U.S. household and corporate balance sheets. Excess consumer savings should continue to provide support for U.S. economic growth going forward (Figure 3).

“...the most anticipated global recession in history has become the most delayed recession in history.”

Major global economies have shown surprising resilience

(Fig. 2) Real growth in Gross Domestic Product (GDP) at 2010 prices.

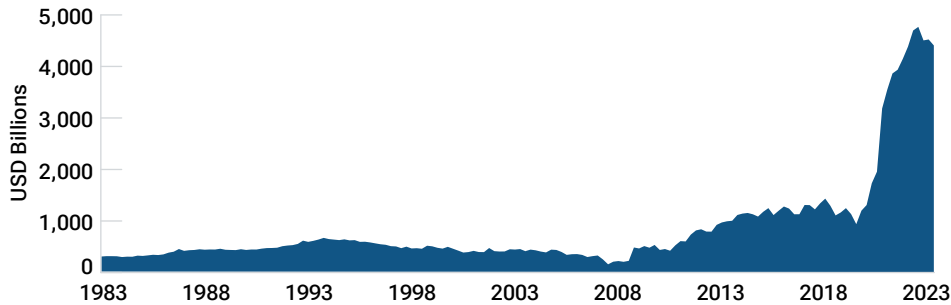


As of September 30, 2023.

Sources: U.S. Bureau of Economic Analysis, Statistical Office of the European Communities, Cabinet Office of Japan/Haver Analytics. T. Rowe Price calculations using data from FactSet Research Systems Inc. All rights reserved.

U.S. consumers are still flush with cash

(Fig. 3) Checkable deposits and currency holdings of U.S. households.



As of June 30, 2023.

Source: U.S. Federal Reserve Board.

Consumer spending has been the most resilient driver of growth, due to the strength of the U.S. labor market. At the end of September 2023, there were 9.6 million open jobs available for the 6.4 million unemployed workers in the U.S. labor force.

Dealing with regime change

Even if the U.S. economy remains resilient in 2024, we believe investors will need to adapt themselves to a new market regime. To understand the implications of this shift, it is useful to examine the four historical regimes that U.S. markets have experienced since 1955, after the distortions created by World War II and the Korean War had largely dissipated.

While the post-pandemic regime may not align perfectly with any of these prior periods, it will include some factors that prevailed during those regimes. Given the shift away from the structural forces that supported disinflation and lower rates in the wake of the 2008 global financial crisis (GFC), a return to the post-GFC “new normal” strikes us as the least likely outcome going forward.

Heading into 2024, inflation risks are skewed to the upside. Energy prices are a concern amid supply-side pressures. As of third quarter 2023, U.S. wages were still growing at almost a 4% annual rate. If U.S. consumer inflation changes course and reaccelerates while

Historical market regimes and their defining characteristics

Booming economy 1950s/1960s



- High GDP
- Low unemployment
- Low inflation

Stagflation 1970s




- Low/unstable economic growth
- Low stock returns
- Spiking inflation

Old normal 1982 onward



- Secular decline in interest rates

New normal Post 2008 GFC



- Slow economic growth
- Low interest rates
- Low inflation

For illustrative purposes only.

economic growth remains anemic, the risk of stagflation will rise considerably.

Which regime is most likely to prevail in 2024? Recent readings for the fed funds rate and inflation have been closest to the pre-GFC “old normal.” But the regime second closest to recent conditions isn’t stagflation, it’s the postwar boom.

It remains to be seen how real (after-inflation) interest rates above 2% will play out in the markets. But we do not believe that high rates will kill the U.S. economy. Rates are high relative to the post-GFC period, but not relative to capital market history. The federal funds rate exceeded 5% for decades and stock markets still did well. Sticky inflation historically has been good for earnings.

Neutral on risk assets

Despite the macroeconomic uncertainties, we see no reason for investors to be excessively bearish. Market segments that don’t trade at nosebleed valuations, such as small- and mid-cap stocks and real assets equities, look appealing on a relative basis. If we see a spike in volatility

and a market sell-off, it could be an opportunity to buy stocks.

However, we also don’t think this is the right time to take large tactical (short-term) allocation bets. The recent “dis-inversion” of the U.S. yield curve could augur volatility in both stocks and bonds in the months ahead. We think the best approach heading into 2024 is to have a broadly neutral view on risk assets, including equities.

With U.S. interest rates closer to their historical averages, a balanced portfolio could offer diversification benefits¹ as bonds now provide higher income and ballast to stocks. However, interest rates are likely to remain volatile in 2024, which could favor cash or short-term bonds. These assets currently offer attractive yields with minimal duration² exposure and could be potential sources of liquidity if market opportunities arise.

Looking beyond the traditional 60/40 stock/bond portfolio, investors willing to take on more risk could consider alternatives with lower correlations to traditional assets and areas of the market that could benefit from market dislocations and higher yields, such as private credit.

“...we see no reason for investors to be excessively bearish.

¹ Diversification cannot assure a profit or protect against loss in a declining market.
² Duration measures a bond price's sensitivity to changes in interest rates. The longer a bond's duration, the higher its sensitivity to changes in interest rates and vice versa.

Navigating macroeconomic fog

Investment Idea	Rationale	Examples
Focus on areas with attractive income.	The global economy has been resilient despite higher rates, but strong growth is unlikely in 2024. This should limit the upside in asset prices, so income from higher yields is likely to be an important driver of returns in 2024.	– Short-term fixed income
Consider tilting toward asset classes where valuations are undemanding.	Small-cap equities trade at historically low valuations, reflecting economic growth concerns and the potential impact of higher rates. Small-caps could provide significant upside if the economy remains resilient.	– U.S. small-cap stocks – International small-cap stocks

For illustrative purposes only. This is not intended to be investment advice or a recommendation to take any particular investment action.

Rethinking fixed income



The massive tightening of financial conditions since late 2021 has produced a fixed income market vastly different from the stimulus-fueled environment during and following the pandemic. The cross-currents generated by these changes will challenge investors again in 2024.

Heading into the year, we think the best way to describe the macro environment is that we have reached or passed peak everything—inflation, liquidity, fiscal support, China growth, housing, credit availability, and labor market strength. In other words, most of the one-off tailwinds that defined the post-pandemic environment are fading away.

Although global economies—the U.S. economy in particular—have held up relatively well so far despite higher rates, a hard economic landing is not out of the question, especially following the spike in bond yields. Even if a recession is avoided in 2024, we are likely to see economic growth concerns intermittently elevated.

Higher for longer

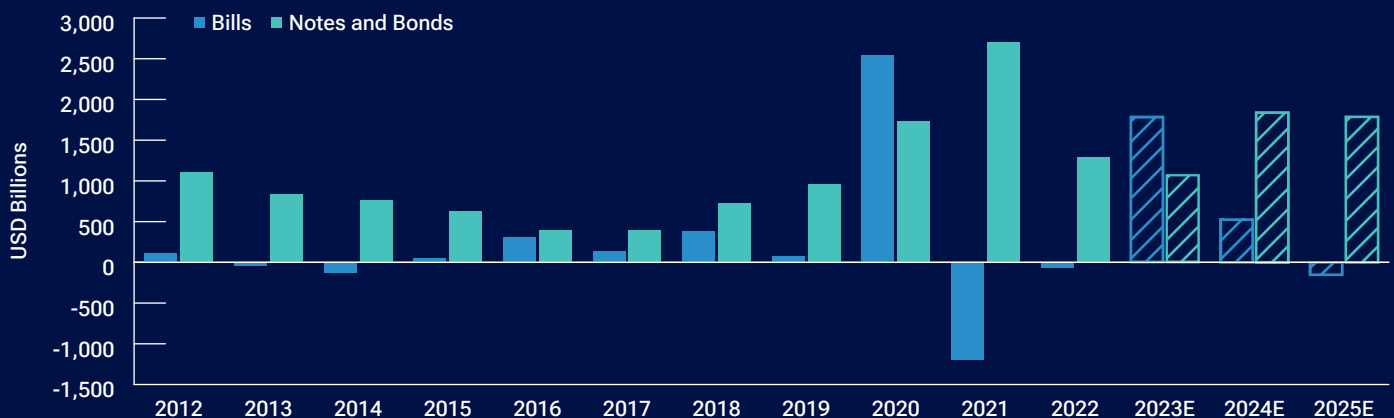
As of late November, futures markets were pricing in four Fed rate cuts in 2024, anticipating that the U.S. central bank will ride to the rescue if the U.S. economy falls into recession. However, we believe the failure of the Fed and most other developed market central banks to get ahead of inflation following the pandemic makes them more likely to keep policy rates at relatively high levels through much of 2024.

Structural forces such as deglobalization, lower labor force participation rates, and energy price pressures also could make inflation stickier than in past economic slowdowns, further discouraging central banks from easing monetary policy.

Of course, a major episode of financial volatility could prompt monetary policymakers to look beyond stubborn inflation and cut rates or pause quantitative tightening—the contraction in central bank liquidity as bonds purchased

U.S. Treasury debt issuance is shifting to longer maturities

(Fig. 4) Net new Treasury issuance.



As of November 18, 2023. 2023 through 2025 are estimates.

Sources: U.S. Treasury, Securities Industry and Financial Markets Association, Morgan Stanley. Estimates by Morgan Stanley.

Actual outcomes may differ materially from estimates.

in pandemic stimulus efforts are allowed to run off their balance sheets.

Potential “canaries in the coal mine” warning of such a correction might include a more severe banking crisis, a collapse in commercial real estate, a significant sell-off of the mega-cap tech stocks that led U.S. equity markets higher in 2023, or deteriorating conditions in private equity markets.

However, our base-case outlook is that central banks will remain on hold for an extended period into 2024. This stance is likely to shift volatility to the longer end of the yield curve, as opposed to the exaggerated upward moves in shorter-term rates seen as the Fed tightened in 2022 and early 2023.

Sovereign issuance is surging

With fiscal deficits ballooning, we expect governments to continue flooding the market with new sovereign debt. This is particularly true in the U.S., where the Treasury is shifting the bulk of new issuance away from short-term bills and into longer-term notes and bonds (Figure 4).

This issuance shift is the basis for one of our highest-conviction calls: that yield curves will steepen in 2024. Although yields on high-quality sovereign debt may have peaked in late 2023, they still could move higher. Accordingly, we think curve steepening is

likely to be a more significant factor than the outlook for interest rate levels.

Another implication of the surge in government bond issuance is that it could crowd corporate borrowers out of the market—or at least force up their funding costs. This could make companies less likely to spend on capital projects or hire more employees, reducing support for the global economy.

High yield credit quality has improved

Looking more closely at the corporate bond market, attractive yields should continue to support demand for high yield bonds, even though credit spreads—the yield differences between bonds with credit risk and high-quality government bonds with similar maturity dates—appear less compelling, trending near historical averages as of late November.

Obtaining attractive yields doesn’t require investors to accept as much credit risk as in the past because the quality of the high yield bond universe overall has improved (Figure 5).

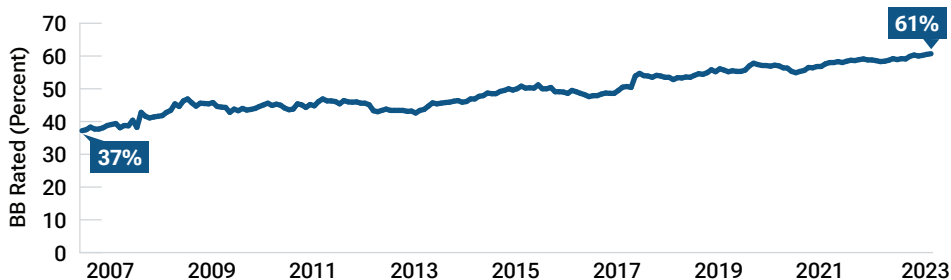
We also see attractive opportunities in shorter-term IG corporates. While these instruments carry some credit risk, short maturities reduce their exposure to an economic downturn. As of late November, shorter-term corporates provided a meaningful yield premium over money

“

Obtaining attractive yields doesn’t require investors to accept as much credit risk as in the past....

High yield ratings quality has “migrated up”

(Fig. 5) Percent of Credit Suisse High Yield Index that is BB rated.*



As of October 31, 2023.

Source: Credit Suisse (see Additional Disclosures).

*Based on S&P ratings. BB represents the highest rating below investment grade.

market funds and bank savings deposits,³ leaving investors better positioned if short-term rates decline in 2024.

Going into 2024, credit spreads on longer-term IG corporates aren't wide enough to compensate for the additional risk stemming from their extended maturities, in our view. However, spread widening could create more attractive opportunities in these bonds as the year progresses.

We expect correlations between returns on high-quality sovereign debt and the performance of risk assets such as equities and corporate bonds to remain volatile as markets adjust to the new environment of higher interest rates and as global economic growth decelerates. However, we believe duration exposure

should reward investors in the event of major downturns in equities and credit.

Non-core fixed income assets, such as high yield or EM bonds, also should provide diversified sources of return even if equities perform well or move in a sideways trend.

In 2023, many investors seemed inclined to wait for a clear peak in yields before meaningfully raising their fixed income allocations. In 2024, we think a more attractive option will be to take advantage of some of the highest yields available over the past two decades in many fixed income sectors. As always, in-depth analysis of credit fundamentals—for both IG and high yield issuers—will be essential.

³ Bank savings accounts are insured (up to USD 250,000) by the Federal Deposit Insurance Corporation (FDIC). Shorter-term corporates and money market funds are not FDIC-insured. Money market funds typically seek to maintain a share price of \$1.00, but there is no guarantee they will do so. Fixed-income securities are subject to varying levels of credit risk, liquidity risk, call risk, and interest-rate risk.

Rethinking fixed income

Investment Idea	Rationale	Examples
Interest rates have likely peaked, but volatility could persist as yield curves steepen.	Easing inflation and diverging central bank policies should keep rate volatility elevated. Curve steepening is expected. This environment should favor short- to intermediate-term bonds and strategies with the flexibility to navigate volatility as interest rates reset.	— Dynamic/flexible bond strategies
Take advantage of higher yields and supportive fundamentals.	Recession remains a risk, but we expect only a modest uptick in defaults. High yield offers a compelling risk/reward profile, as credit quality has improved. Higher yields and reduced bank lending should be positives for private credit.	— High yield bonds — Private credit

For illustrative purposes only. This is not intended to be investment advice or a recommendation to take any particular investment action.

Broadening equity horizons



Global equity markets are likely to remain challenged in 2024 as the world transitions to a regime of higher trend inflation and interest rates. This transition could generate shifts in earnings growth expectations, triggering volatility. Close attention to risk management will be needed.

On the plus side, broader, less concentrated market leadership is likely to provide more varied sources of returns for investors who maintain a sharp focus on valuation fundamentals.

Although U.S. equity valuations appear more reasonable, they continue to face stiff competition from attractive yields on money market and short-term fixed income assets. This suggests a need to look for pockets of attractive relative valuation.

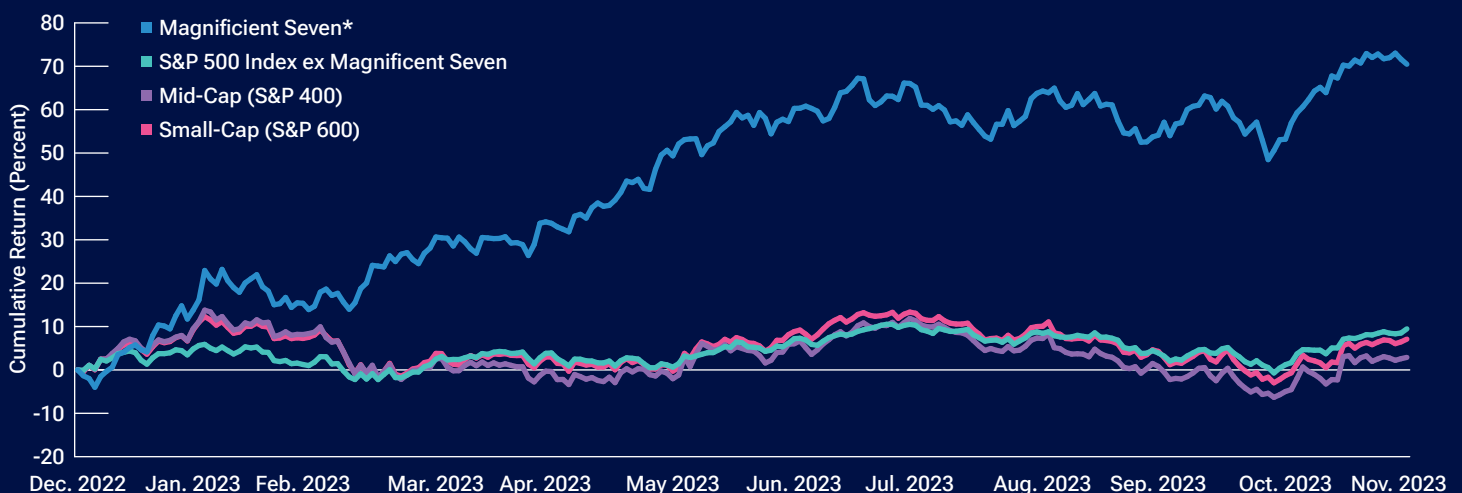
Global equity performance in 2023 was predominantly driven by the so-called “Magnificent Seven” mega-cap U.S.

technology stocks (Figure 6), propelled by their above average earnings performance and rising expectations for artificial intelligence (AI) applications. Through November, the Magnificent Seven stocks collectively were up over 70% for the year to date on a capitalization-weighted basis. The remaining 493 stocks in the S&P 500, on the other hand, rose less than 9.5% (Figure 6). Such highly concentrated markets increase risk, particularly for investment strategies measured against benchmarks that require them to maintain exposure to these outsized positions.

Stretched valuations, produced by their strong performance, leave the U.S. tech giants vulnerable to mean reversion—the historical tendency for periods of above-average performance to be followed by subpar returns. Accordingly, we believe mega-cap tech leadership is likely to fade in 2024 as the opportunity set broadens.

U.S. equity performance has been top-heavy, but that could change in 2024

(Fig. 6) Cumulative returns through the first 10 months of 2023.



As of November 30, 2023.

* The Magnificent 7 are Apple, Alphabet, Amazon, Meta, Microsoft, NVIDIA, and Tesla. Performance results shown are capitalization-weighted averages. The specific securities identified and described are for informational purposes only and do not represent recommendations.

Source: Standard & Poor's (see Additional Disclosures). T. Rowe Price analysis using data from FactSet Research Systems Inc. All rights reserved.

Past performance is not a reliable indicator of future performance.

The world in equities 2024

US Equities

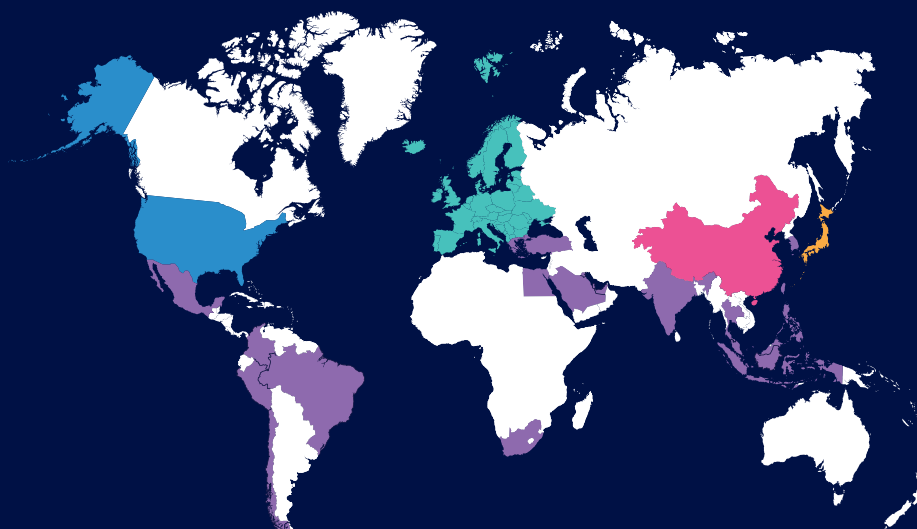
Mega-cap tailwind expected to fade, but health care and energy are bright spots

European Equities

Economic woes to weigh on markets, at least for first half

EM Equities

Attractive valuations combine with fiscal and monetary stimulus



Japan Equities

Regulatory reform, governance, valuations, and macro trends all supportive

China Equities

Subdued recovery a problem but select opportunities in high-tech industrials

Regional opportunities

We continue to favor EM equities over developed equities as relatively attractive valuations (Figure 7), upside earnings potential, and the possibility of incremental fiscal and monetary stimulus generally are more supportive for the EMs. A shift away from highly centralized global

supply chains also could favor the EMs. Potential beneficiaries include Malaysia, Indonesia, Brazil, and Chile.

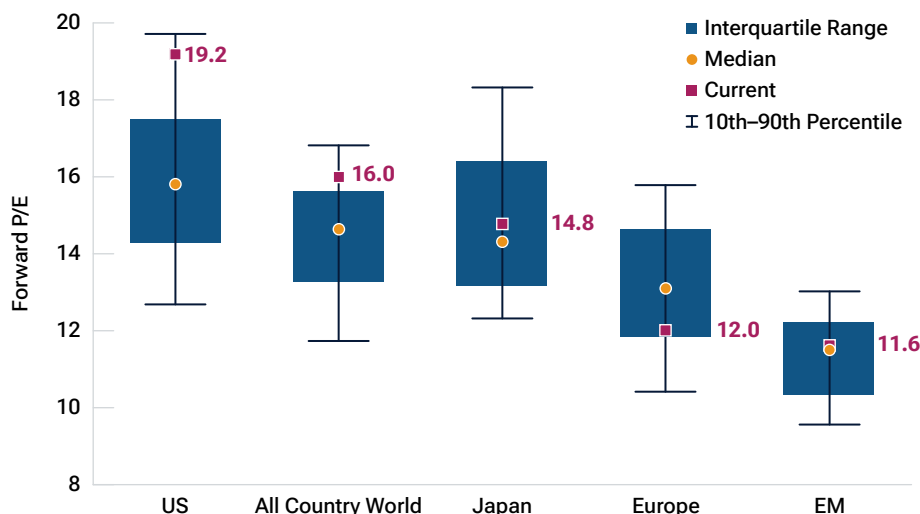
Within the developed markets, near-term prospects for European equities look less attractive relative both to other developed markets and to the EMs. As the business cycle rolls over, demand is likely to weaken and profit margins could come

under pressure. Companies with more robust margins are likely to navigate this environment more effectively but also will sell at higher valuations.

As Europe approaches a business cycle recovery that is likely later in 2024, further opportunities should arise in those markets, where valuations overall are likely to still be reasonable.

EM equity valuations appear relatively cheap

(Fig. 7) Forward 12-month price/earnings (P/E) ratios.*



As of November 20, 2023.

*Based on consensus earnings forecasts. Actual outcomes may differ materially from forecasts. Ranges and medians are for the 20 years ended November 2023 using monthly P/Es. U.S. = MSCI USA Index; All Country World = MSCI All Country World Index; Japan = MSCI Japan Index; Europe = MSCI Europe Index; EM = MSCI Emerging Markets Index. Source: Goldman Sachs Investment Research.

Sectors in the spotlight 2024



Technology

Semiconductors with leading chip technology and companies supporting AI scaling



Health Care

Biomedical devices and obesity treatments, which could have knock-on effects for food, retail, and hospitality



Energy

Higher energy prices and decarbonization initiatives supportive of both old and new energy

Japanese equities continue to look relatively attractive. The Japanese yen appears undervalued and will likely appreciate should the BoJ change its monetary policy. While a stronger yen historically has been seen as a negative for the export-driven Japanese economy, its potential impact going forward is unclear given the positive momentum and potential for repatriated flows by domestic investors. For foreign investors, however, Japan has the triple merits of reasonable valuations, a cheap currency, and structural reform.

whether policymakers will go further. This uncertainty is reflected in relatively low valuations in China's equity markets.

While the direction of economic growth in China is uncertain, excessively negative sentiment could produce selective equity opportunities in 2024 in sectors benefiting from the technological upgrade of China's industrial base, including electric vehicles, semiconductors, and higher-value industrial products.

Key sector themes

Technology/AI: The extent to which richly valued U.S. tech giants can demonstrate clear benefits from AI may influence how much pressure they come under in 2024, as these firms race to acquire new capabilities and refine existing ones. But, in contrast to the internet boom of the 1990s, when a relatively small number of firms reaped the bulk of the benefits, we believe AI has the potential to enhance productivity across a wide range of sectors and companies.

Attractive opportunities could include semiconductor companies that are developing leading-edge chips, tech service firms that help companies scale and enhance their AI capabilities, and data centers that benefit from increased demand.

Health Care: Innovation—from bioprocessing to medical devices to new treatments for obesity—also could

“

...we believe AI has the potential to enhance productivity across a wide range of sectors and companies.

The growth outlook for China is less positive, as efforts to stimulate demand so far have been relatively ineffective. Beijing's decision to allow its 2024 budget deficit to exceed 3% of GDP was a step in the right direction, but it's not clear

generate significant equity opportunities in 2024. The U.S. Food and Drug Administration's approval of a class of diabetes medications for use as weight-control drugs has the potential not only to change patient outcomes, but to remake health care economics, given that obesity is a contributing factor to many other conditions. These advances also could have longer-term implications for the food, retail, and hospitality sectors as structural patterns adapt.

Energy and Commodities: Energy and other commodity-related stocks could prove to be attractive hedges in 2024 if inflation is stickier than expected and/or if geopolitical factors trigger another energy price shock. These sectors also could be a major focus for investors as

countries and firms push ahead with decarbonization programs. Many EMs are heavily concentrated in energy and commodity-related sectors, so these markets should benefit if renewable energy projects fuel a capital spending boom.

The longer-term outlook for commodity producers could improve as prices adjust upward due to peaking productivity and higher production costs. Geopolitical risks also are likely to keep energy prices high even as supply expands—with positive implications for industry profitability.

These factors do not necessarily mean that global commodities are entering a new bull market, but do imply that we may be past the trough of the long-term cycle.

Broadening equity horizons

Investment Idea	Rationale	Examples
Expect a broadening in market leadership and more varied sources of return.	Despite near-term economic uncertainty, some sectors are benefiting from innovation and the need to transition to renewable energy sources.	— Technology stocks — Health care stocks — Energy stocks
Consider attractively valued regions with structural tailwinds.	Key drivers of Japan's market recovery—regulatory reform, improved corporate governance, better capital allocation, and closer attention to shareholder returns—remain positives. EMs could benefit from fiscal and monetary stimulus.	— Japanese stocks — EM stocks

For illustrative purposes only. This is not intended to be investment advice or a recommendation to take any particular investment action.

2024 tactical allocation views



■ Underweight
 ■ Neutral
 ■ Overweight

		These views are informed by a subjective assessment of the relative attractiveness of asset classes and subclasses over a 6- to 18-month horizon.	
Asset Class	Stocks	■	Valuations are broadly neutral with pockets of opportunity. We expect earnings to remain resilient in the near term, but global growth remains uncertain due to lagged effects of tighter monetary policy.
	Bonds	■	Yield levels are attractive relative to recent history. However, increased supply and sticky inflation could be headwinds, particularly for longer-term bonds. Credit fundamentals remain supportive.
	Cash	■	With many central banks on hold, cash and cash equivalents provides liquidity and continues to offer relatively attractive yields. However, the trajectory of easing could drive yields lower in the back half of the year.
<i>Equity Regions</i>			
Equities	U.S.	■	Earnings growth expectations for 2024 approach double digits as U.S. economic activity has proven resilient thus far. Valuations are full. Higher rates will pressure companies with high interest expenses.
	Global Ex-U.S.	■	Valuations are attractive on a relative basis, but the growth outlook remains challenged for some major economies, particularly Europe and China. Lower rates could support more rate-sensitive economies.
	Emerging Markets	■	Valuations and currencies are attractive. Monetary easing could support growth. Chinese equities reflect headwinds amid housing sector concerns, but other regions should benefit from rebounding exports.
	<i>Style and Market Capitalization</i>		
	U.S. Growth vs. Value*	■	Moderating growth could be a headwind for cyclical sectors. Momentum surrounding AI and weight-loss drugs should provide structural tailwinds for growth, but valuations are challenging.
	Global Ex-U.S. Growth vs. Value*	■	Value stocks are attractively priced, and commodities and financials could benefit from stickier inflation. Growth stocks are relatively expensive and could suffer from weakening demand in China.
	U.S. Small-vs. Large-Cap*	■	Small-caps are attractive as valuations already price in a significant economic downturn. However, elevated leverage, narrow margins, and near-term refinancing needs mean that higher rates remain a risk.
	Global Ex-U.S. Small-vs. Large-Cap*	■	Small-cap valuations are relatively attractive. Signs of growth stabilization and easing central bank policies could be catalysts for reentry.
	<i>Inflation Sensitive</i>		
	Real Assets Equities	■	Commodity-related equities are cheap and offer a hedge against potentially stickier inflation and energy price shocks. Oil prices may be set for structural increases due to peaking productivity.
Bonds	U.S. Investment Grade	■	Yields are broadly attractive. We favor core and shorter duration as long-term bonds could remain vulnerable to inflation and heavy new supply. Credit fundamentals remain supportive.
	Developed Ex-U.S. IG (Hedged)	■	Global central banks appear to be near peak tightening as inflation shows signs of slowing. Yields look attractive on a USD-hedged basis.
	U.S. Treasury Long	■	Longer-term yields likely are near a peak but remain vulnerable to increased supply and sticky inflation. Treasuries should offer ballast to risk assets as correlations are expected to decline.
	Inflation Linked	■	Break-even yields reflect a continued deceleration in inflation. Signs of inflation reaccelerating could present a reentry point.
	Global High Yield	■	Attractive yields should provide a cushion if spreads widen. Credit fundamentals remain strong, and while default rates could rise, we do not expect them to exceed their historical averages.
	Floating Rate Loans	■	Valuations and yields remain attractive. But the rate resetting feature and lower duration profile of loans become less attractive as we near peak rates.
	EM Dollar Sovereigns	■	Yields are still attractive, and moderating inflation and peaks in central bank tightening cycles both should be supportive. A weaker U.S. dollar should be positive for EM economies.
	EM Local Currency	■	EM local bonds and EM currencies are both attractively valued. Expectations for central bank easing, lower inflation, and a potential upside for growth should support the sector.

*For pairwise decisions in style and market capitalization, boxes represent positioning in the first asset class relative to the second asset class. The asset classes across the equity and fixed income markets shown are represented in our multi-asset portfolios. Certain style and market capitalization asset classes are represented as pairwise decisions as part of our tactical asset allocation framework.

This material is provided for informational purposes only and is not intended to be investment advice or a recommendation to take any particular investment action. Information and opinions, including forward-looking statements, are derived from proprietary and nonproprietary sources deemed to be reliable but are not guaranteed as to accuracy.

T. Rowe Price cautions that economic estimates and forward-looking statements are subject to numerous assumptions, risks, and uncertainties, which change over time. Actual outcomes could differ materially from those anticipated in estimates and forward-looking statements, and future results could differ materially from any historical performance. The information presented herein is shown for illustrative, informational purposes only. Forecasts are based on subjective estimates about market environments that may never occur. Any historical data used as a basis for this analysis are based on information gathered by T. Rowe Price and from third-party sources and have not been independently verified. Forward-looking statements speak only as of the date they are made, and T. Rowe Price assumes no duty to and does not undertake to update forward-looking statements.

Investment Risks

Fixed-income securities are subject to credit risk, liquidity risk, call risk, and interest-rate risk. As interest rates rise, bond prices generally fall. **Investments in high-yield bonds** involve greater risk of price volatility, illiquidity, and default than higher-rated debt securities. Because of the nature of **private credit** there may be heightened risks for investors, such as liquidity risk and credit risk to the underlying borrower and investments involve greater risk of price volatility, illiquidity, and default than higher-rated debt securities.

International investments can be riskier than U.S. investments due to the adverse effects of currency exchange rates, differences in market structure and liquidity, as well as specific country, regional, and economic developments. These risks are generally greater for investments in **emerging markets**. **Small-cap stocks** have generally been more volatile in price than large-cap stocks. **Mid-caps** generally have been more volatile than stocks of large, well-established companies. Investing in **technology stocks** entails specific risks, including the potential for wide variations in performance and usually wide price swings, up and down. Technology companies can be affected by, among other things, intense competition, government regulation, earnings disappointments, dependency on patent protection and rapid obsolescence of products and services due to technological innovations or changing consumer preferences.

Health sciences firms are often dependent on government funding and regulation and are vulnerable to product liability lawsuits and competition from low-cost generic product. **Commodities** are subject to increased risks such as higher price volatility, geopolitical and other risks. There is no assurance that any investment objective will be achieved. **Alternative investments** typically involve a high degree of risk, may be illiquid, may undertake more use of leverage and derivatives, and are not suitable for all investors. **Diversification** cannot assure a profit or protect against loss in a declining market.

T. Rowe Price identifies and actively invests in opportunities to help people thrive in an evolving world, bringing our dynamic perspective and meaningful partnership to clients so they can feel more confident.

Additional Disclosure

© 2023 CREDIT SUISSE GROUP AG and/or its affiliates. All rights reserved.

Copyright © 2023, S&P Global Market Intelligence (and its affiliates, as applicable). Reproduction of any information, data or material, including ratings ("Content") in any form is prohibited except with the prior written permission of the relevant party. Such party, its affiliates and suppliers ("Content Providers") do not guarantee the accuracy, adequacy, completeness, timeliness or availability of any Content and are not responsible for any errors or omissions (negligent or otherwise), regardless of the cause, or for the results obtained from the use of such Content. In no event shall Content Providers be liable for any damages, costs, expenses, legal fees, or losses (including lost income or lost profit and opportunity costs) in connection with any use of the Content. A reference to a particular investment or security, a rating or any observation concerning an investment that is part of the Content is not a recommendation to buy, sell or hold such investment or security, does not address the suitability of an investment or security and should not be relied on as investment advice. Credit ratings are statements of opinions and are not statements of fact.

CFA® and Chartered Financial Analyst® are registered trademarks owned by CFA Institute.

Important Information

This material is provided for informational purposes only and is not intended to be investment advice or a recommendation to take any particular investment action.

The views contained herein are those of the authors as of December 2023 and are subject to change without notice; these views may differ from those of other T. Rowe Price associates.

This information is not intended to reflect a current or past recommendation concerning investments, investment strategies, or account types, advice of any kind, or a solicitation of an offer to buy or sell any securities or investment services. The opinions and commentary provided do not take into account the investment objectives or financial situation of any particular investor or class of investor. Please consider your own circumstances before making an investment decision.

Information contained herein is based upon sources we consider to be reliable; we do not, however, guarantee its accuracy.

Past performance is not a reliable indicator of future performance. All investments are subject to market risk, including the possible loss of principal. All charts and tables are shown for illustrative purposes only.

T. Rowe Price Investment Services, Inc.

© 2023 T. Rowe Price. All Rights Reserved. T. ROWE PRICE, INVEST WITH CONFIDENCE, and the Bighorn Sheep design are, collectively and/or apart, trademarks of T. Rowe Price Group, Inc.